

Features:

- ▶ 7 segment bright red LED display
- ▶ Site Programmable CT and PT ratio
- ▶ True RMS measurement
- ▶ Password protection
- ▶ Optional features: 60A direct current (External CT module available)
- ▶ Total Harmonic Distortion (THDV, THDI)
- ▶ Autoranging
- ▶ Universal Auxiliary supply



Advantages:

- ▶ To caution on the Extra Energy Consumption
- ▶ To identify inefficiency of Machine/Man
- ▶ Reduce Panel Space, Wiring, Installation Time

Applications:

- ▶ Control Panel
- ▶ Distribution System
- ▶ Generator sets
- ▶ Motor Control
- ▶ Test Bench
- ▶ Energy Management
- ▶ Process Control & SCADA

Measuring Parameters

- ▶ Voltage (L-L)
- ▶ Voltage (L-N)
- ▶ Current (Phase wise)
- ▶ Power factor (Phase wise)
- ▶ Frequency
- ▶ Power: (Active/Reactive/Apparent)
- ▶ Active Energy
- ▶ Run Hours
- ▶ Total Harmonic Distortion (Voltage & Current: Phase wise)

Supply Voltage

Auxiliary Supply	90-270V AC/DC (±15%)
Frequency	50/60 Hz
VA Rating	3 VA max

Display

Display	3 rows of 4 digits LED display
Digit Height	0.56" (14.3mm)
Display Scrolling	Automatic/Manual

Settable Parameters

C.T. Primary	1/5A to 10000A (Programmable)
C.T. Secondary	1/5A (Programmable)
P.T. Ratio	Programmable upto 132 kV
Display Reset	Energy

Input Specifications

Electrical Connection	3Ø-4 wire/1Ø -2 wire
Input Voltage Range	0-500VAC (L-L)/0-300V (L-N)
Input Current Range	0.015A - 6A AC/Direct 60A optional
Frequency	45-65 Hz
Resolution	<ul style="list-style-type: none"> ▶ Energy 0.01 kWh ▶ Power factor: 0.001 ▶ Frequency: 0.01 Hz ▶ Voltage: Autoranging ▶ Current: Autoranging ▶ Power: Autoranging
Accuracy	<ul style="list-style-type: none"> ▶ Voltage ±0.5% of F.S. ▶ Power factor ±0.5% ▶ Frequency ±0.1% ▶ Power (Active, Reactive and Apparent): 1% ▶ Energy (Active, Reactive and Apparent): Class 1
Burden	Voltage: 0.2 VA max. per input Current: 0.2 VA max. per input

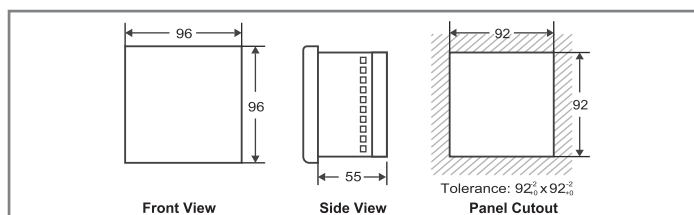
Environmental Specifications

Temperature	Operating : -10° to 55°C Storage : -20° to 75°C
Humidity	< 95% RH

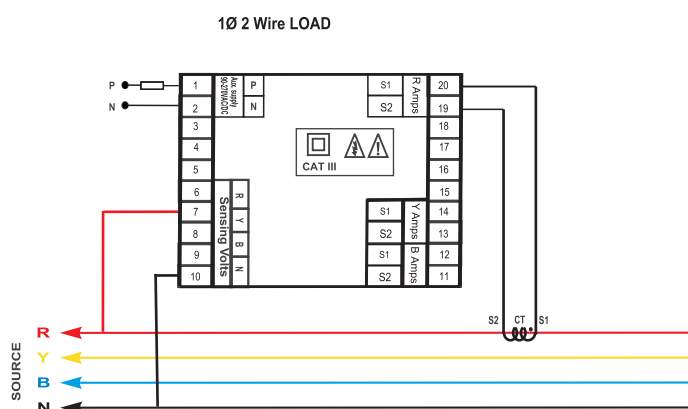
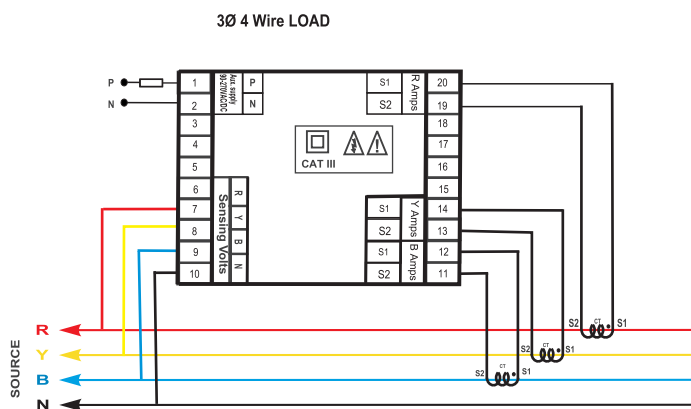
Mechanical Specifications

Mounting	Flush Mounting with Side Clamps
Weight	280 gms
Enclosure Material	ABS Thermoplastic

Dimension





Connection Diagram



Ordering Information

Ordering Code	Current Rating	Comm. RS485
VIPS 69	0-5A, CT programmable	
VIPS 69-60A-1P-M	0-60A, external CT for 1 phase (M)	
VIPS 69-60A-1P-N	0-60A, external CT for 1 phase (N)	
VIPS 69-60A-1P-NX.X	0-60 A, external CT for 1 phase (NX.X)	
VIPS 69-60A-3P-M	0-60A, external CT for 3 phase (M)	
VIPS 69-60A-3P-N	0-60A, external CT for 3 phase (N)	
VIPS 69-60A-3P-NX.X	0-60A, external CT for 3 phase (NX.X)	

Accessories		
Description	Code	Photo
for external CT of 60A programmed for single phase	60A-1P	
for external CT of 60A programmed for three phase	60A-3P	

Preference of Accessories

The above module to be mounted behind the meter	M
The above module to be supplied with 1 meter long Leads	N
The above module to be supplied with long leads (any length on request) *Where X.X is length to be specified for eg. 2.5	NX.X